

2018 New England Wrestling Results

| Rank | Team | Points |
|-------------|-------------------|---------------|
| 1 | Ponaganset | 83 |
| 2 | Mt. Anthony | 80 |
| 3 | Danbury | 75 |
| 4 | Timberlane | 72 |
| 5 | Bishop Hendricken | 58.5 |
| 6 | Coventry | 49.5 |
| 7 | Nashoba | 48 |
| 8 | Southington | 47.5 |
| 9 | Fitch | 46.5 |
| 10 | Danvers | 45 |
| 11 | Killingly | 39 |
| 12 | New Canaan | 38 |
| 13 | Fairfield Warde | 36 |
| 14 | Lincoln-Sudbury | 33 |
| 14 | Skowhegan | 33 |
| 16 | Foran | 31.5 |
| 17 | New Milford | 31 |
| 17 | Shawsheen | 31 |
| 19 | Melrose | 30.5 |
| 20 | Daniel Hand | 29 |
| 20 | Winslow | 29 |
| 22 | Milton | 26 |
| 22 | Chariho | 26 |
| 24 | Westhill | 25.5 |
| 25 | Newton North | 25 |
| 25 | Masconomet | 25 |
| 25 | Greater Lawrence | 25 |
| 28 | Xavier | 24 |
| 28 | Salem | 24 |
| 28 | Brookline | 24 |
| 31 | Putnam | 23 |
| 31 | Billerica | 23 |
| 31 | Central Catholic | 23 |
| 34 | Erskine Academy | 22 |
| 34 | New London | 22 |
| 34 | Bedford | 22 |
| 34 | LaSalle Academy | 22 |
| 38 | Sanford | 21 |
| 38 | Bristol Central | 21 |
| 38 | Oyster River | 21 |
| 41 | Saint John's Prep | 20 |
| 41 | Wayland | 20 |
| 43 | Bethel | 19 |
| 44 | Tolland | 18 |
| 44 | Methuen | 18 |
| 44 | Noble | 18 |
| 44 | Windham. | 18 |
| 44 | Platt | 18 |
| 44 | Exeter | 18 |
| 50 | Granby Memorial | 17 |
| 51 | Mansfield | 16 |

2018 New England Wrestling Results

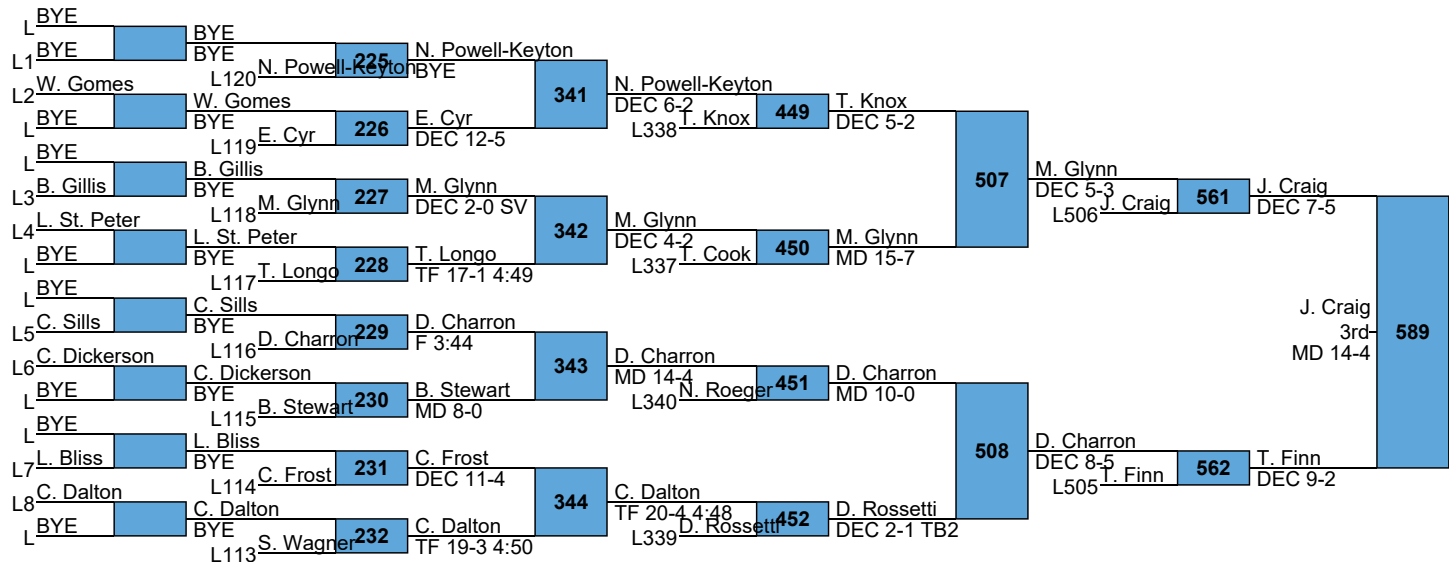
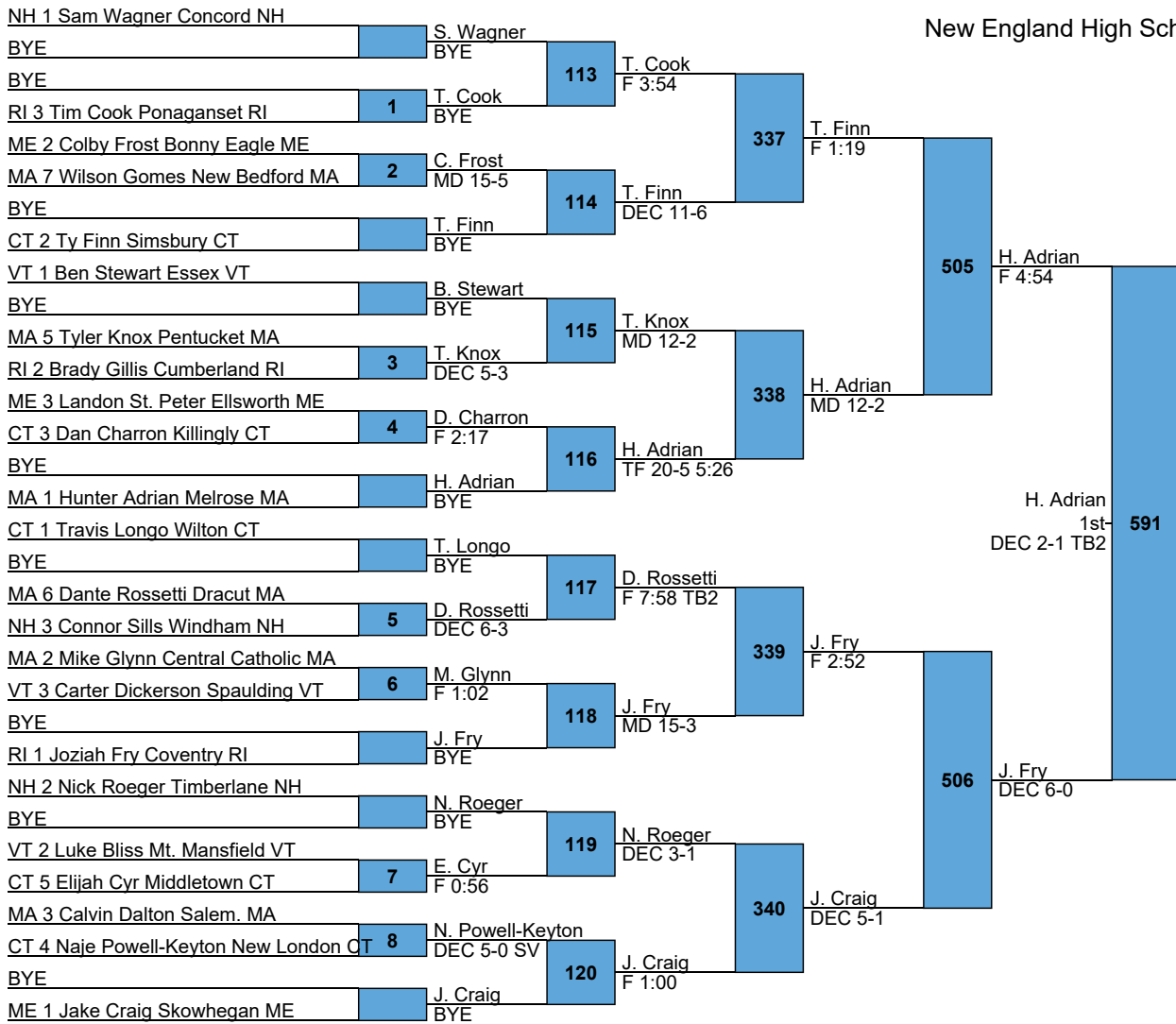
| | | |
|-----|-------------------------|------|
| 51 | Simsbury | 16 |
| 51 | Springfield Central | 16 |
| 54 | North Andover | 15 |
| 54 | Conval | 15 |
| 54 | Bristol Eastern | 15 |
| 54 | North Attleborough | 15 |
| 58 | Ludlow | 14 |
| 58 | Cumberland | 14 |
| 58 | Boston College | 14 |
| 58 | St. Johnsbury | 14 |
| 62 | Montville | 13 |
| 62 | Glastonbury | 13 |
| 64 | Trumbull | 12 |
| 64 | Catholic Memorial | 12 |
| 64 | Essex | 12 |
| 64 | Concord | 12 |
| 64 | Ellis Tech | 12 |
| 69 | Brockton | 11.5 |
| 70 | Nokomis | 11 |
| 70 | Chelmsford | 11 |
| 70 | Cony | 11 |
| 70 | Suffield | 11 |
| 74 | Greater Lowell | 10.5 |
| 75 | Portland/South Portland | 10 |
| 75 | Wells | 10 |
| 77 | E.O. Smith | 9 |
| 77 | Wellesley | 9 |
| 77 | Bishop Guertin | 9 |
| 77 | Maloney | 9 |
| 77 | Dracut | 9 |
| 82 | Marshwood | 8 |
| 82 | Stratford | 8 |
| 82 | Oxford Hills | 8 |
| 82 | Sabis | 8 |
| 82 | Merrimack | 8 |
| 82 | White Mountains | 8 |
| 82 | Pinkerton | 8 |
| 89 | Mascoma | 7 |
| 89 | Braintree | 7 |
| 89 | Camden Hills | 7 |
| 89 | Reading | 7 |
| 89 | Quabbin | 7 |
| 89 | Rutland | 7 |
| 89 | Cambridge | 7 |
| 89 | Manchester | 7 |
| 89 | Woonsocket | 7 |
| 98 | Shelton | 6 |
| 98 | Pentucket | 6 |
| 98 | Alvirne | 6 |
| 98 | Salem. | 6 |
| 102 | Middletown | 5 |
| 102 | Mt. Mansfield | 5 |

2018 New England Wrestling Results

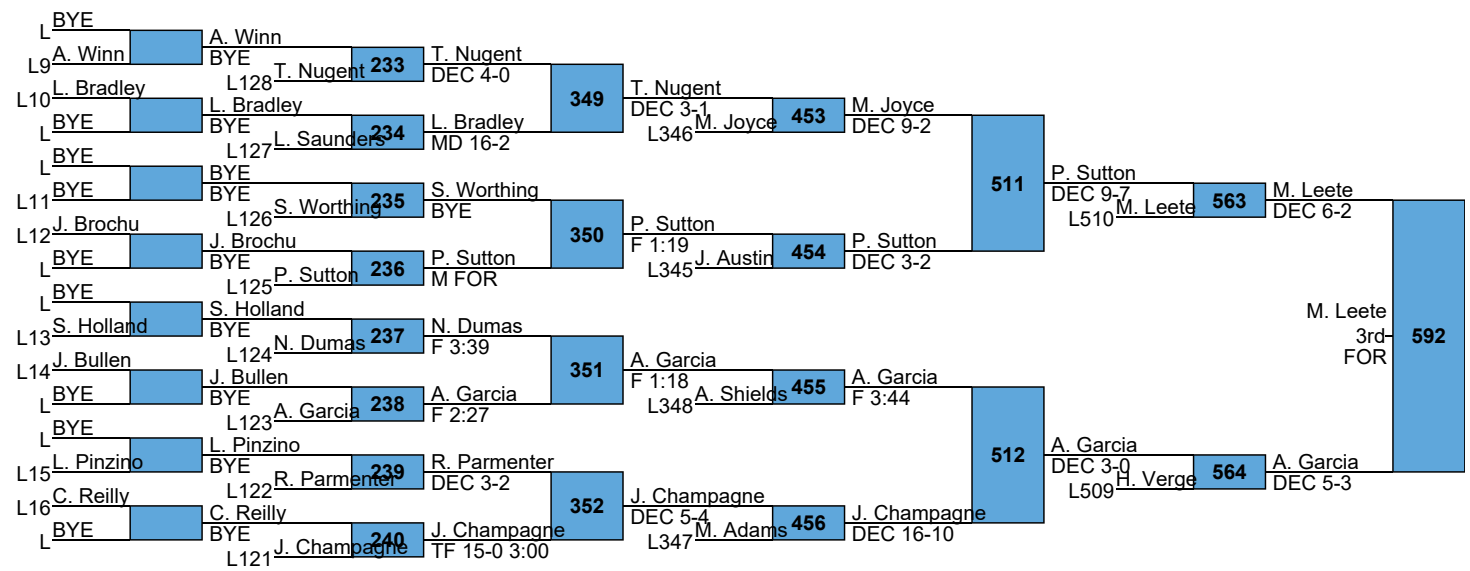

| | | |
|-----|---------------------------|-----|
| 102 | Framingham | 5 |
| 102 | Bristol-Ply/Coyle-Cassidy | 5 |
| 102 | Somers | 5 |
| 102 | Champlain Valley | 5 |
| 102 | Haverhill | 5 |
| 102 | West Springfield | 5 |
| 102 | Scituate | 5 |
| 102 | Morse/Wiscasset | 5 |
| 112 | Windham | 4 |
| 112 | Mill River | 4 |
| 112 | Canton | 4 |
| 112 | Hingham | 4 |
| 112 | Fair Haven | 4 |
| 112 | Oliver Ames | 4 |
| 112 | Marlborough | 4 |
| 112 | Natick | 4 |
| 112 | Kennebunk | 4 |
| 112 | Mt. Abraham | 4 |
| 112 | Algonquin | 4 |
| 112 | Spaulding | 4 |
| 112 | Acton-Boxborough | 4 |
| 112 | Bonny Eagle | 4 |
| 126 | Joel Barlow | 3 |
| 126 | Morgan | 3 |
| 126 | Hampden Charter | 3 |
| 126 | Walpole | 3 |
| 126 | Staples | 3 |
| 131 | Wilton | 2.5 |
| 132 | Branford | 2 |
| 132 | Cheverus | 2 |
| 132 | Franklin | 2 |
| 132 | Dedham | 2 |
| 132 | Foxborough | 2 |
| 132 | Massabesic | 2 |
| 132 | Goffstown | 2 |
| 132 | Weymouth | 2 |
| 132 | Plymouth | 2 |
| 132 | Mount View | 2 |
| 142 | Pembroke | 1 |
| 143 | Otter Valley | 0 |
| 143 | Plymouth South | 0 |
| 143 | Ledyard | 0 |
| 143 | Mattanawcook Academy | 0 |
| 143 | Milford | 0 |
| 143 | Hope | 0 |
| 143 | King Philip | 0 |
| 143 | Pilgrim | 0 |
| 143 | Northwestern | 0 |
| 143 | Foxcroft Academy | 0 |
| 143 | Mt. Blue/Spruce | 0 |
| 143 | New Bedford | 0 |
| 143 | Johnston | 0 |

2018 New England Wrestling Results

| | | |
|-----|-------------------|---|
| 143 | Compass School | 0 |
| 143 | Mt. Hope | 0 |
| 143 | Harwood | 0 |
| 143 | Ridgefield | 0 |
| 143 | East Hartford | 0 |
| 143 | Williamstown | 0 |
| 143 | Dirigo | 0 |
| 143 | Amity | 0 |
| 143 | East Lyme | 0 |
| 143 | Ellsworth | 0 |
| 143 | Nashua South | 0 |
| 143 | Lake Region | 0 |
| 143 | Nauset Reg. | 0 |
| 143 | Cranston West | 0 |
| 143 | Newtown | 0 |
| 143 | Biddeford | 0 |
| 143 | Westford Academy | 0 |
| 143 | Monument Mountain | 0 |
| 143 | Narragansett | 0 |
| 143 | Norton | 0 |
| 143 | Xaverian | 0 |



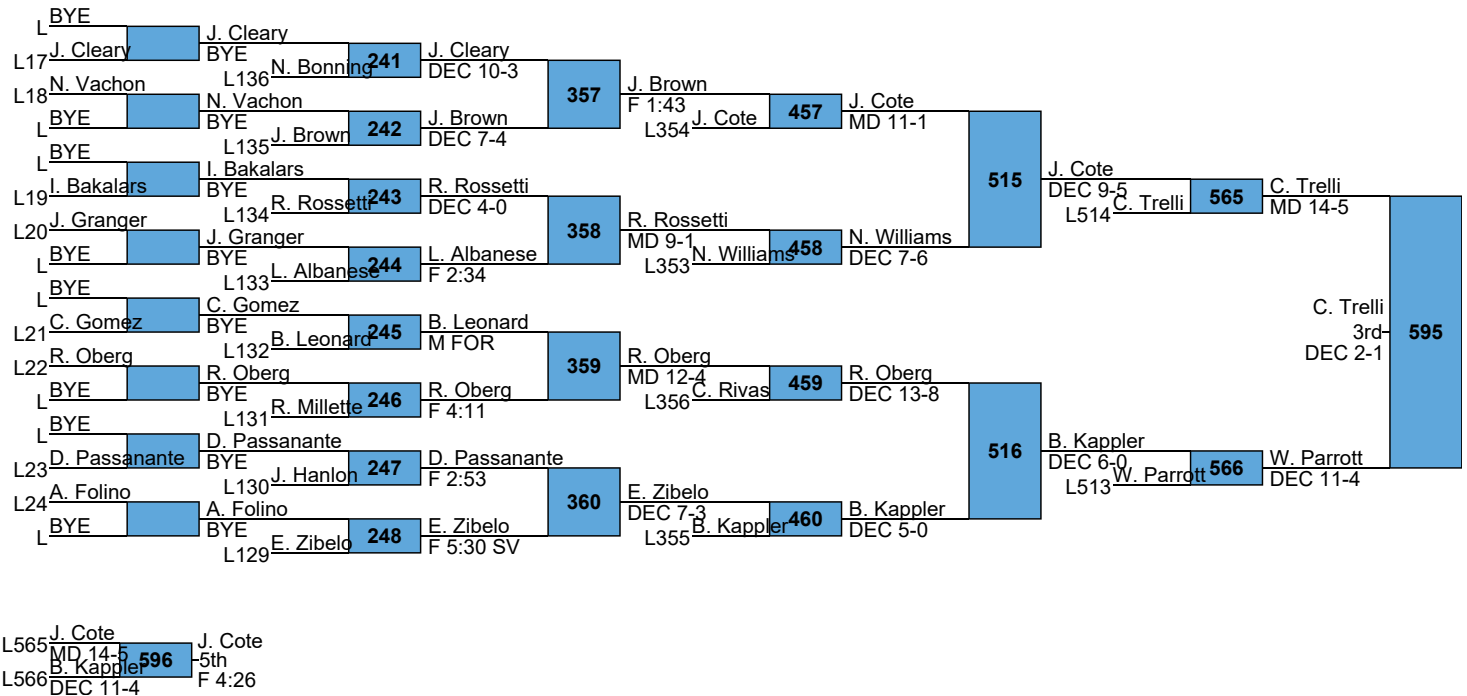
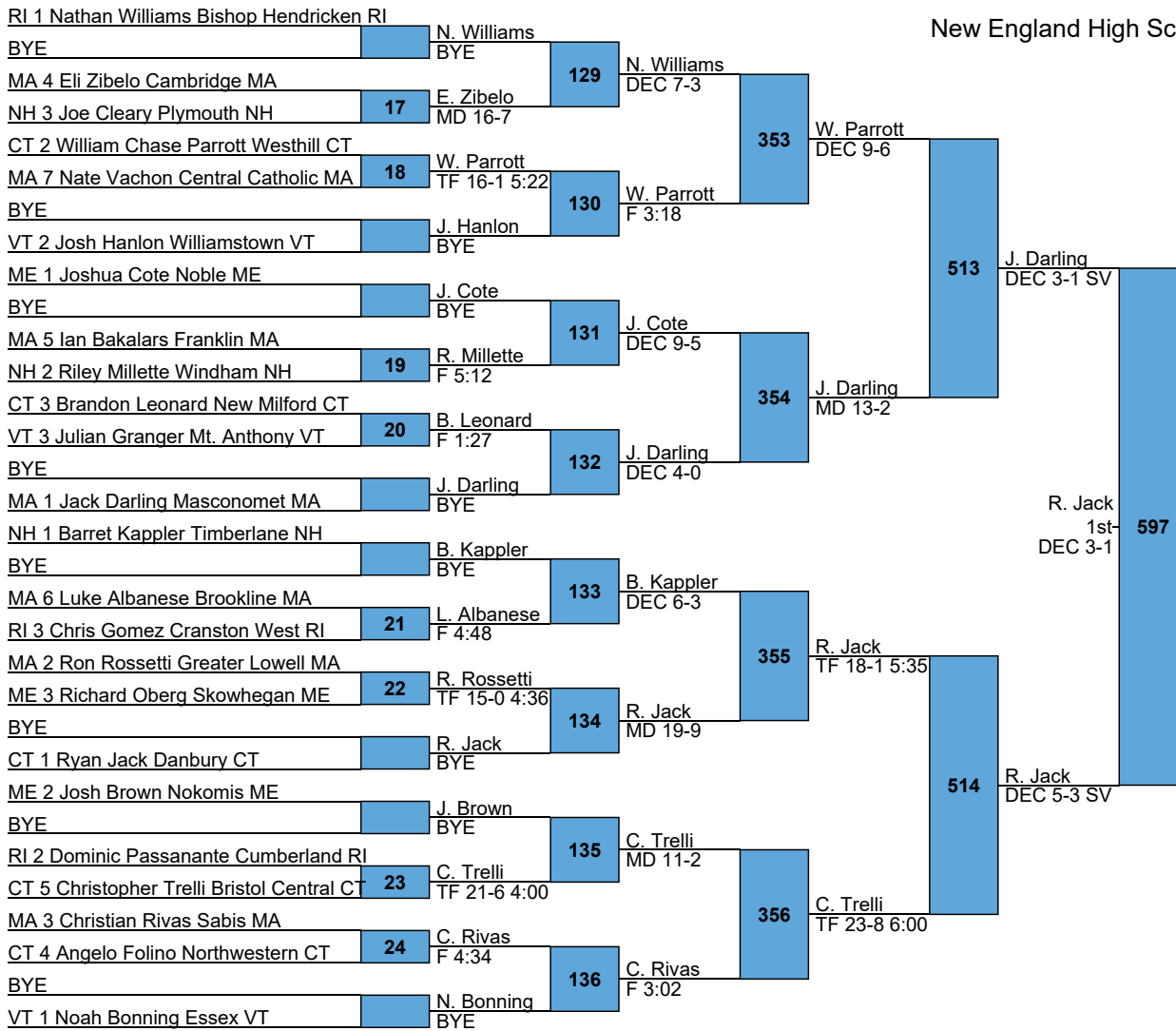
L561 M. Glynn
 D. Charron
 L562 DEC 7-5
 DEC 9-2



L563 P. Sutton (DEC 6-2) H. Verge (5th) 593
 L564 H. Verge (DEC 5-3) DEC 4-2

New England High School Championships

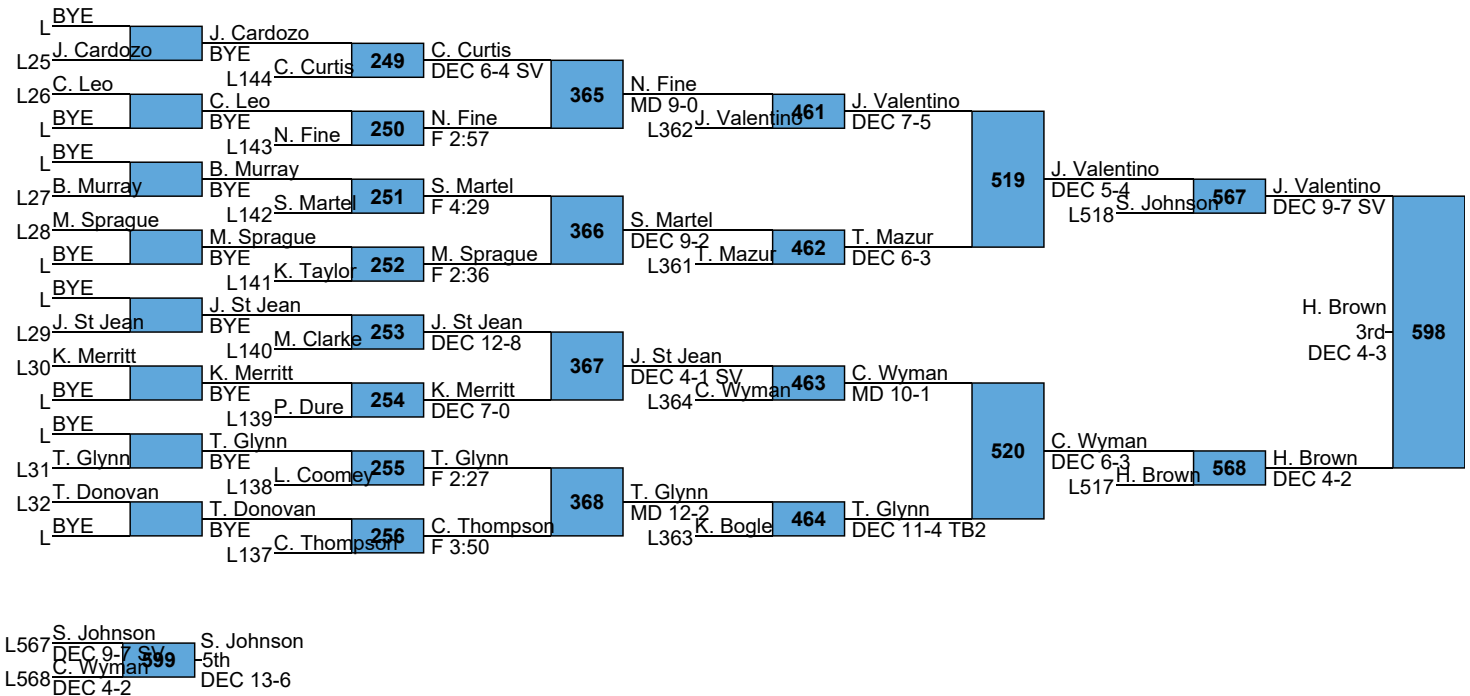

HS
120

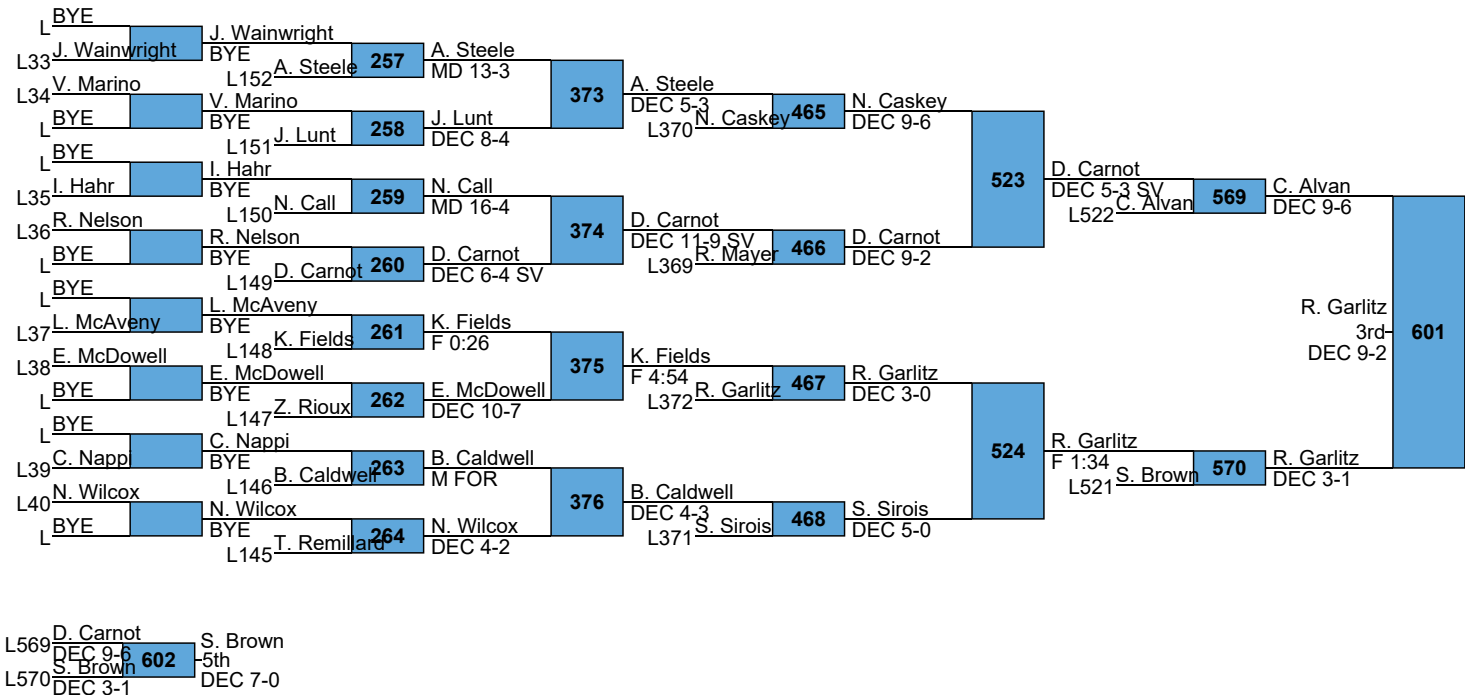



New England High School Championships

HS

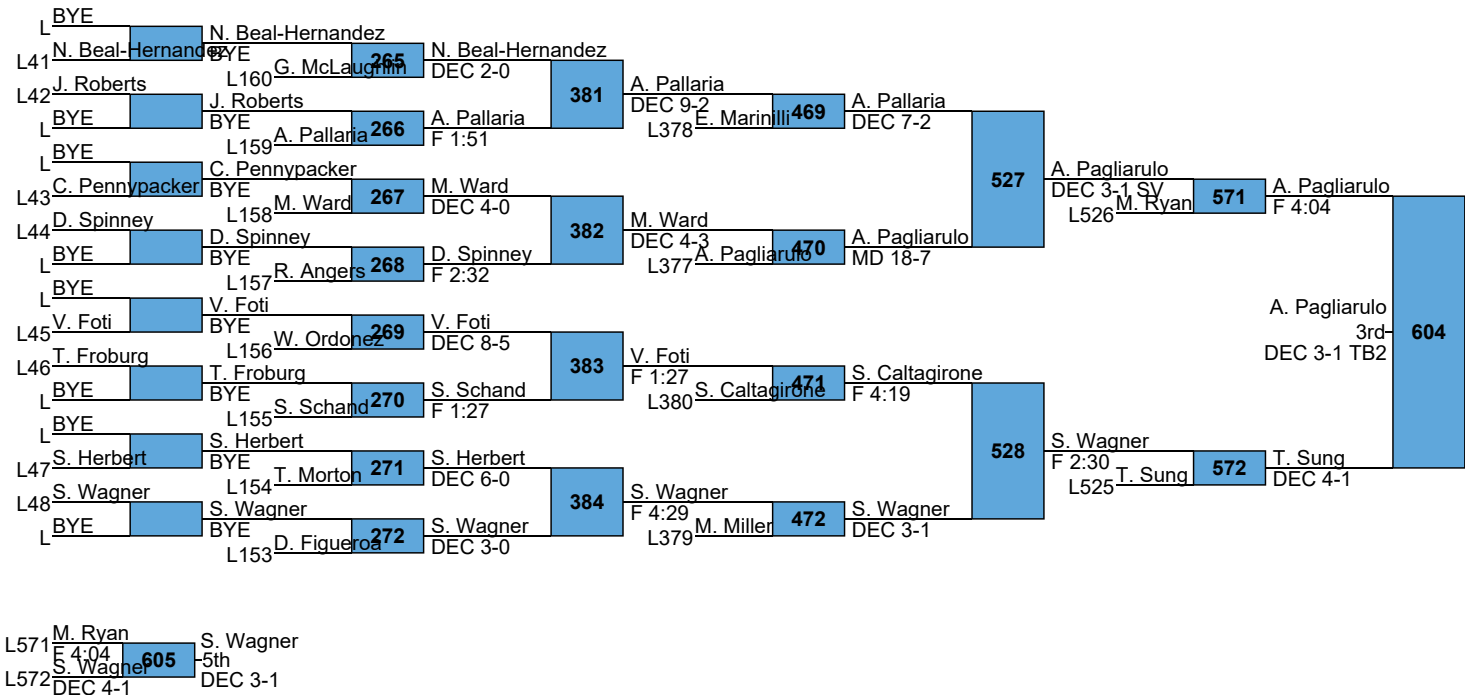

126





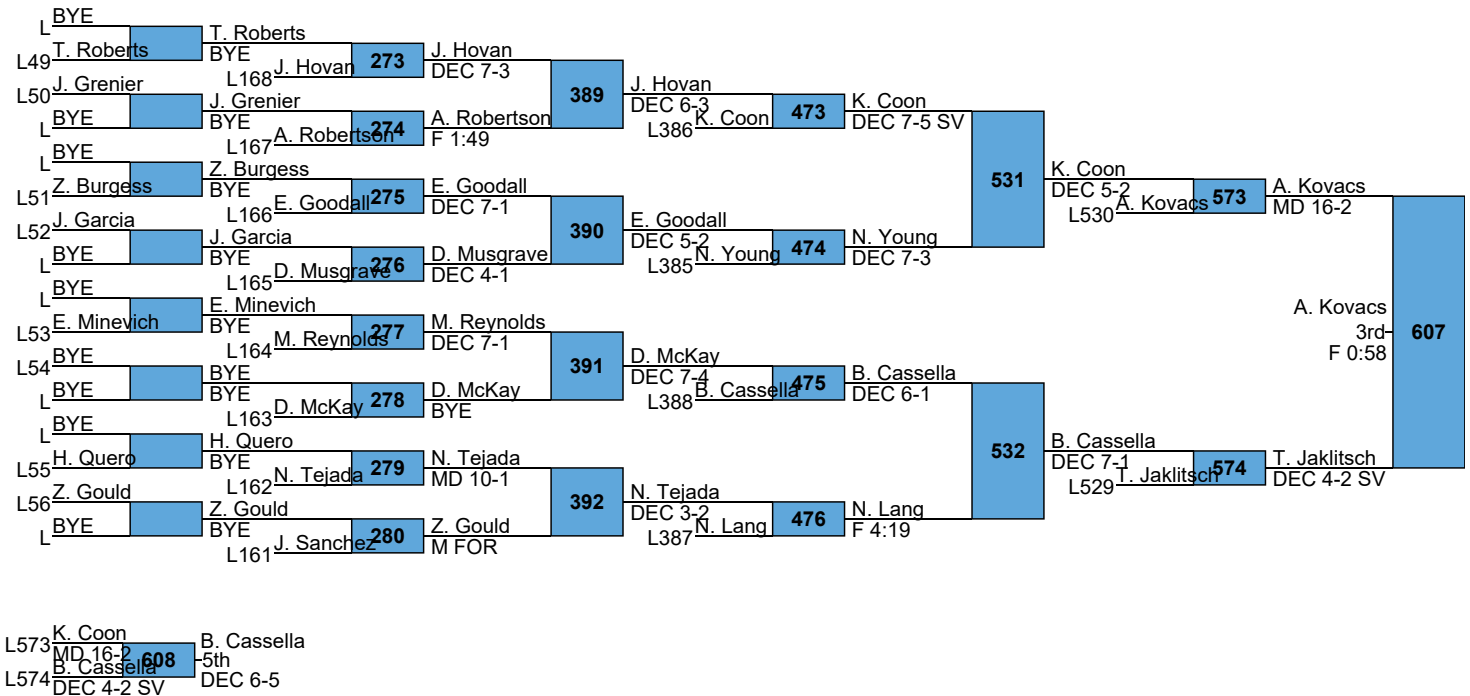
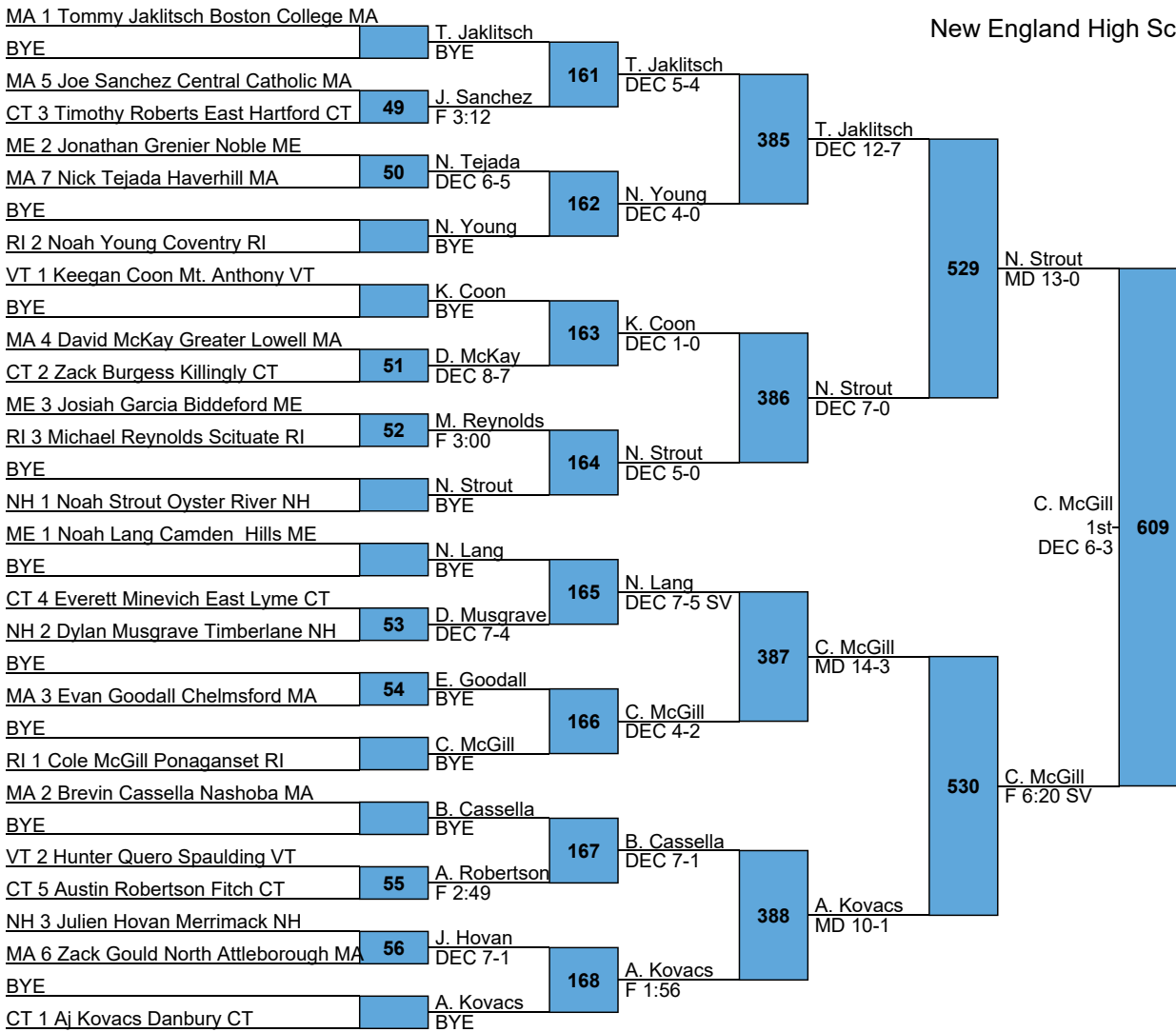
L569 D. Carnot vs S. Brown (5th) → DEC 9-6 → 602

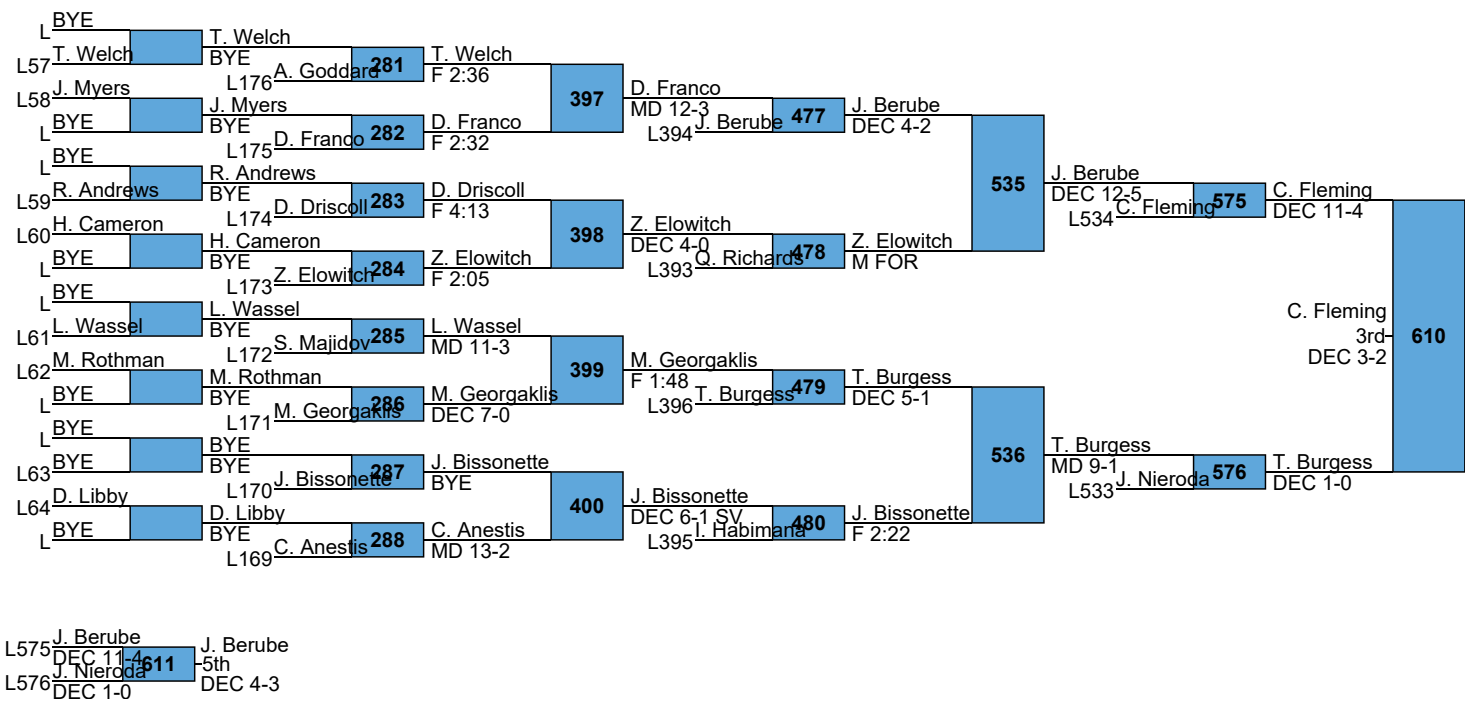

L570 S. Brown vs S. Brown → DEC 3-1 → 602



L571 M. Ryan (F 4:04) vs. S. Wagner (5th) (DEC 3-1)

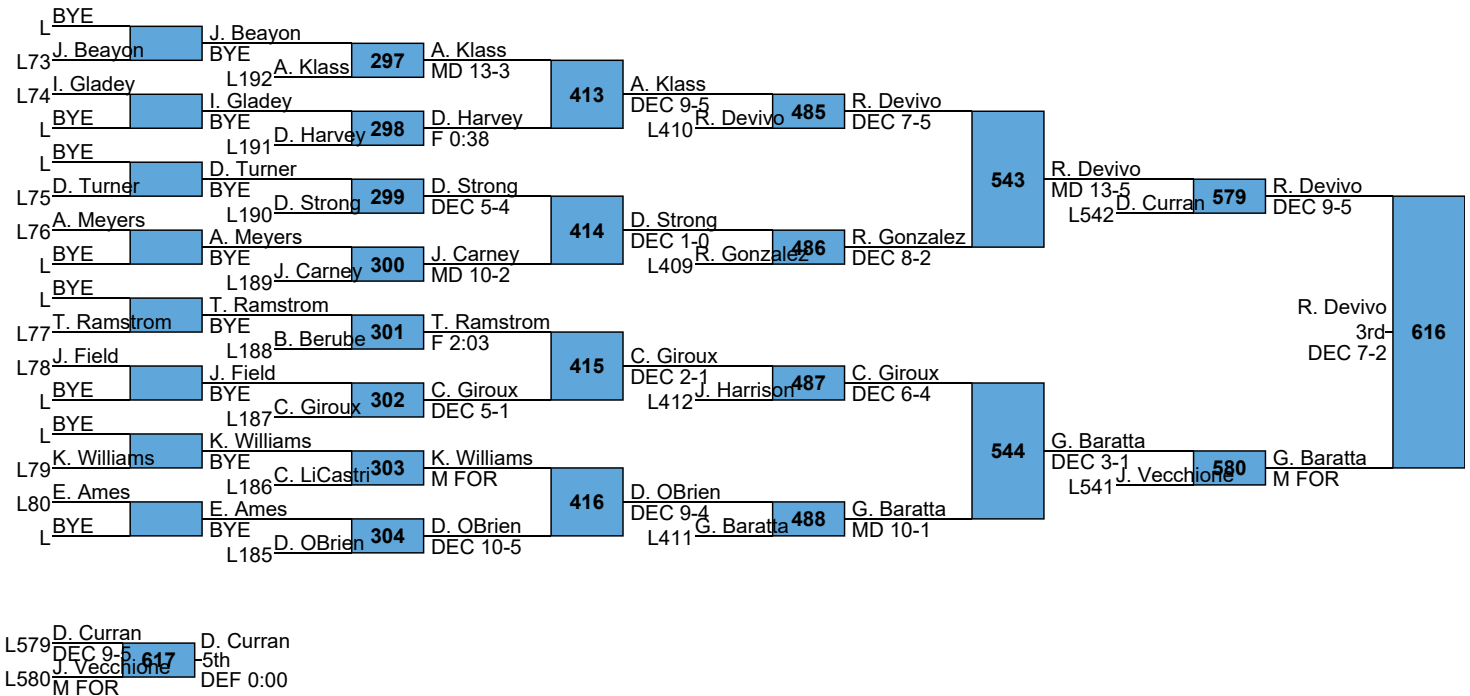

L572 S. Wagner (DEC 4-1) vs. S. Wagner (DEC 3-1)

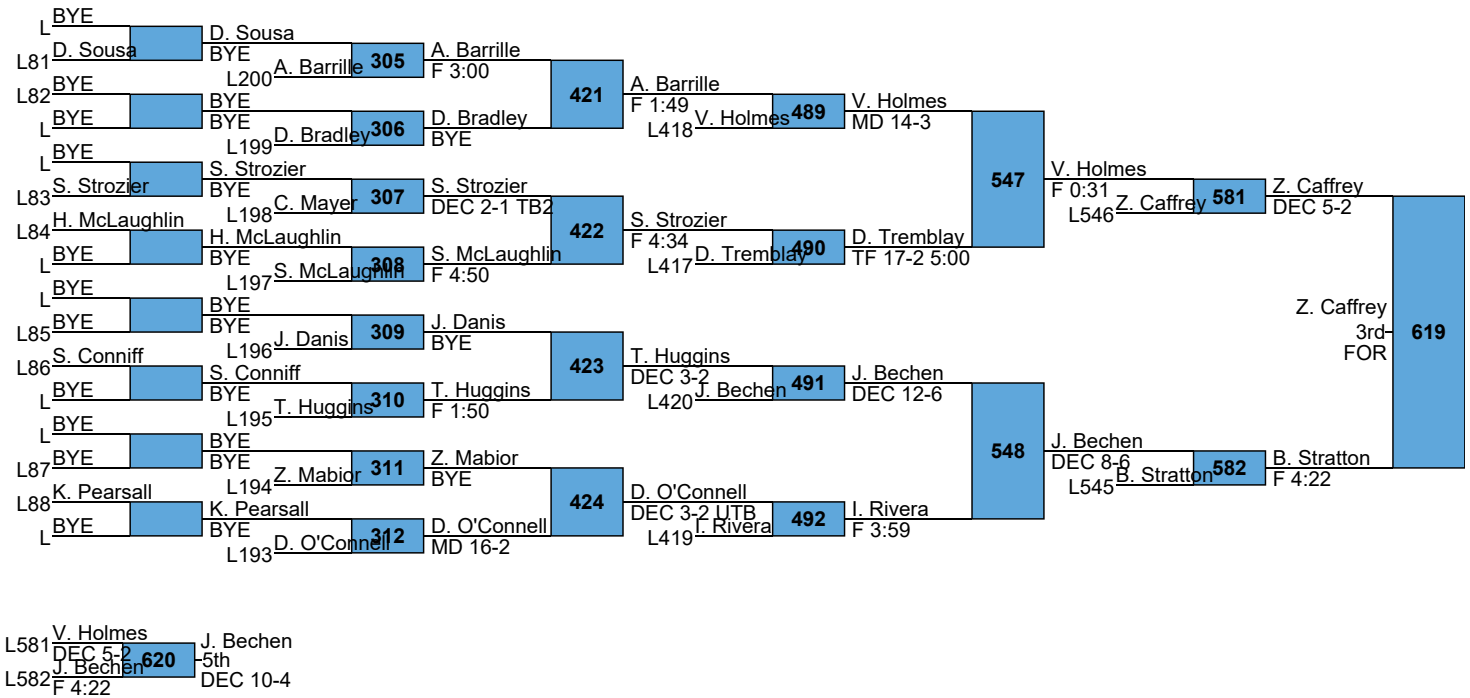



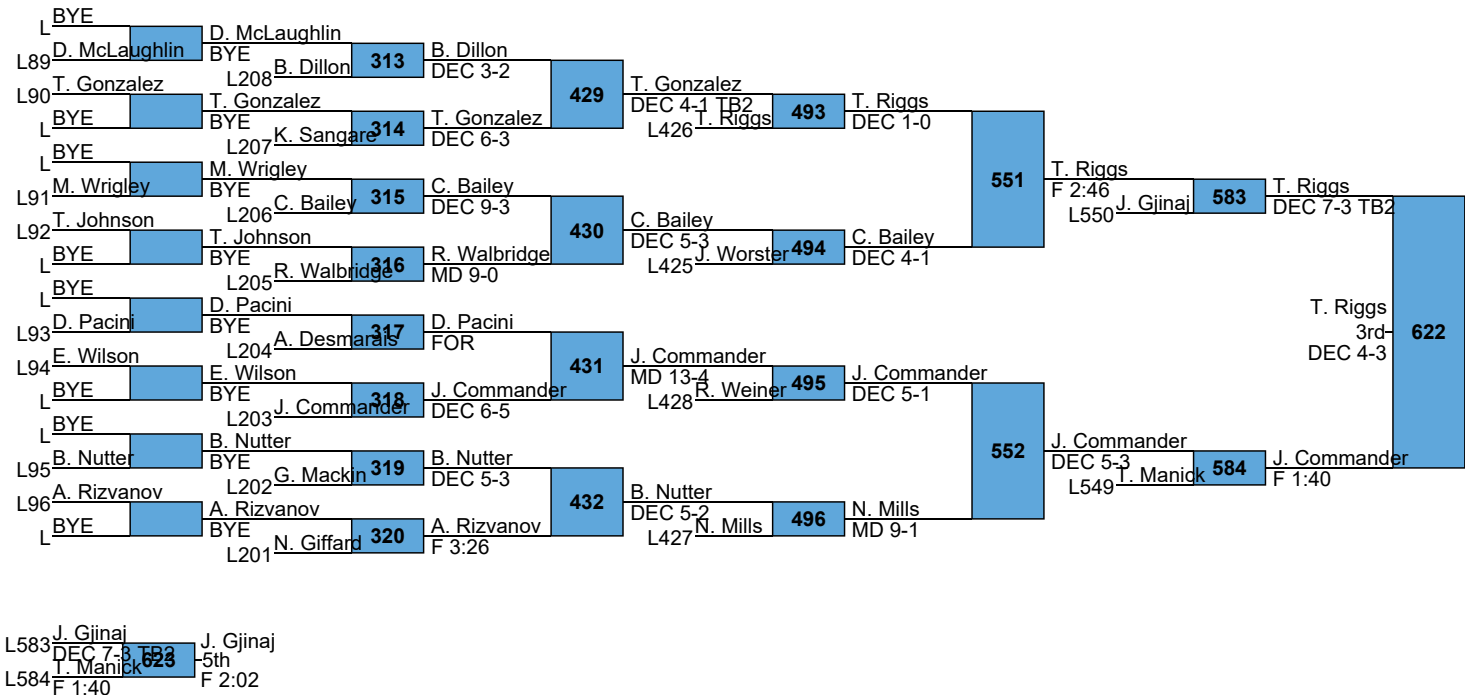



New England High School Championships

HS
170







New England High School Championships

HS
220

